

Welcome!

Portfolio Primer





Saturday, March 10, 2001

9:30am-11:30am





What is a Portfolio?

-  Collection of documents & records that illustrate your student's progress, struggles, accomplishments
-  "Work in progress"
-  Easily accessible
-  Student controls it and is in charge of its contents.

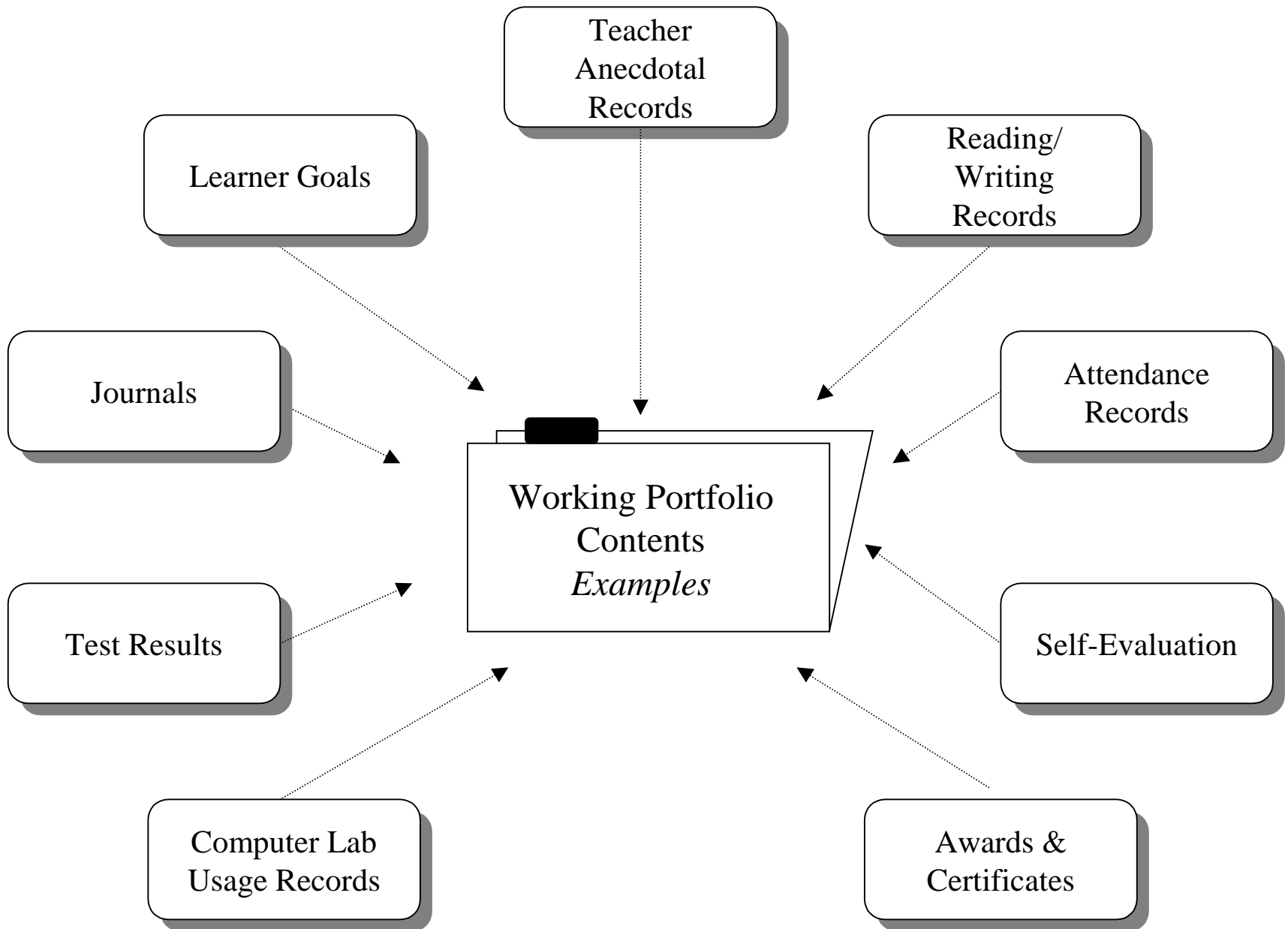


What's so Great about Portfolios?



Portfolios:

- remind us that each student is **unique**
- help Tutors & Students become a **collaborative team**
- provide **visual representation** of the student's progress
- encourage **self-evaluation**
- provide **Documentation** of student progress





Working with Portfolio items



Collect

- keep & date everything your student does



Select

- work with your student to determine what should go into the portfolio (see following slide)



Reflect

- periodically review the portfolio with your student; think of it as a road map of his learning



Selecting Portfolio Items





Portfolio Item Selection Questionnaire

Discuss each collected item with your student. Use the following questions to help the student decide whether or not to include the item in his/her portfolio. Encourage the student to include MOST items. The portfolio isn't supposed to be perfect; it's supposed to show what the student has done.

- 1. What did you like about this activity?**
- 2. What didn't you like about this activity?**
- 3. What did you learn from it?**
- 4. What would you like to improve?**
- 5. Do you want to include it in your portfolio? Why or why not?**



What are Anecdotal Records?

-  Your **observations** of the student that may or may not directly relate to a specific lesson
-  Provide information that can **document application of skills** and **cite areas of need**
-  Indicate which **strategies** work with an individual learner & which do not
-  Document **life skill improvements**

Anecdotal Record

Sample

Date & Initials	Event	Description of Event
6/20/00 KN	Student showed responsibility	Student called to say he was sick & would not be in class that day.
8/01/00 KN	Student said "thank you" appropriately (showed self-confidence)	After class, as we were walking to our cars, student said "Hey, Kelly. Thank you much!"
2/28/01 KN	Student used his knowledge to help a peer	Student helped his wife get her NC ID.



Observing your Student



Did your student

- show self-confidence?
- exhibit a positive attitude?
- make an extra effort?
- take advantage of available resources?



If so, **WRITE IT DOWN!**



Self-Evaluation (Reflect)



Why?

- helps student learn to evaluate feelings about himself & the class
- aids goal setting



How?

- every other month, depending on how often you meet
- use Self-Evaluation form (oral or written)
- compare with a previous evaluation
- compliment student's effort & skills



Portfolio Check-up

When?

- be prepared for once/year

How?

- we will request portfolio when we need it
- include Portfolio Check-up form